

Spot Luminaires

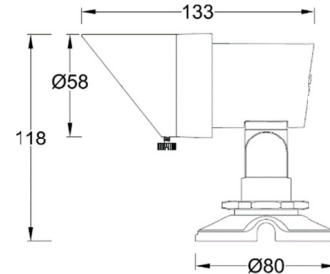
PROJECT:

TYPE:

**Product Image**



**Line Drawing**



**Product Description**

PANTHER Accent series floodlights are professional LED floodlights designed by WAC for high-end outdoor landscape lighting places. They have a perfect and simple appearance with WAC patented design, utilizing effective heat dissipation to extend the lifespan of LED lamps. The low-key contour design and high-performance optical performance highlight the environment more, with beam angle adjustment and brightness adjustment functions. The installation structure can also be precisely adjusted vertically and horizontally for rotation, allowing individual lamps to adapt to different application scenarios.

**Product Features**

- Body Material: Aluminum alloy die-casting
- Optical System: Lens
- Finish: Static electricity powder coating
- Adjustable Angle: Vertical+90°/-30°, horizontal 0-360°
- Accessories: Ground insertion
- Certification: CQC
- IP Rating: IP65
- Insulation Level: Class III
- Operating Temperature: -20°C~50°C

**Product Specifications**

- LED Type: HP LED
- LED Power: 5W (Max)
- Source Lm: 2700K 410LM; 3000K 440LM 4000K 460LM;
- LED Lifetime: >50000h-L70 /B10-Ta25°C(LM-80/TM-21)
- CCT/CRI: 2700K/ Ra85/3000K Ra85/4000K, Ra85
- SDCM: 3 SDCM
- Input: 12V AC / DC
- Dimming: On-off
- Net Weight: 0.6Kg without packing

**Order Model**

Model	Power (W)	LEDs (quantity)	Max Lumens (lm)	Control Systems	Beam	CCT	Finish
<b>AEP2NI-07</b>	7W((Max)	1	354	ET ON-OFF AC/DC12V Power Supply	F Adjustable Beam Angle 10°-50°	<b>27</b> 2700K	<b>BK</b> Black
						<b>30</b> 3000K	<b>BZ</b> Bronze
						<b>40</b> 4000K	


Example: AEP2NII-07ETF30BK

Spot Luminaires

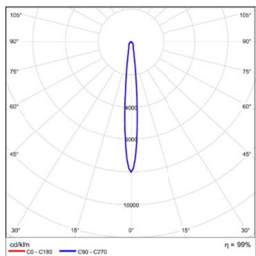
PROJECT:

TYPE:

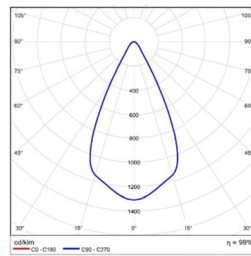
**Accessory**

ITEM	Abbreviate	PIC	Code
Stainless Steel plate with Spike	SPK		AEP1NI-SP K-BK

**LIGHT DISTRIBUTION@3000K LUMINAIRE DATA**



**MODEL:** AEP2NI-07ETF30BK  
**BEAM ANGLE:** 10°  
**POWER:** 7W  
**LUMENS:** 188 lm  
**CBCP:** /  
**EFFICACY:** 28 lm /W



**MODEL:** AEP2NI-07ETF30BK  
**BEAM ANGLE:** 50°  
**POWER:** 7W  
**LUMENS:** 354 lm  
**CBCP:** /  
**EFFICACY:** 52.8 lm /W

**Spot Luminaires**

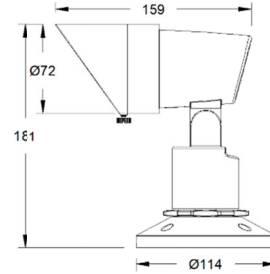
PROJECT:

TYPE:

**Product Image**



**Line Drawing**



**Product Description**

PANTHER Accent series floodlights are professional LED floodlights designed by WAC for high-end outdoor landscape lighting places. They have a perfect and simple appearance with WAC patented design, utilizing effective heat dissipation to extend the lifespan of LED lamps. The low-key contour design and high-performance optical performance highlight the environment more, with beam angle adjustment and brightness adjustment functions. The installation structure can also be precisely adjusted vertically and horizontally for rotation, allowing individual lamps to adapt to different application scenarios.

**Product Features**

- Body Material: Aluminum alloy die-casting
- Optical System: Lens
- Finish: Static electricity powder coating
- Adjustable Angle: Vertical+90°/-30°, horizontal 0-360°
- Accessories: Ground insertion
- Certification: CQC
- IP Rating: IP65
- Insulation Level: Class I
- Operating Temperature: -20°C~50°C

**Product Specifications**

- LED Type: COB
- LED Power: 10.3W (Max)
- Source Lm: 2700K 1000LM; 3000K 1150LM 4000K 1300LM;
- LED Lifetime: >50000h-L70 /B10-Ta25°C(LM-80/TM-21)
- CCT/CRI: 2700K/ Ra85/3000K Ra85/4000K, Ra85
- SDCM: 3 SDCM
- Input: 220V/AC 50/60Hz
- Dimming: On-off
- Net Weight: 1.1Kg without packing

**Order Model**

Model	Power (W)	LEDs (quantity)	Max Lumens (lm)	Control Systems	Beam	CCT	Finish
<b>AEP2SI-15</b>	15W(Max)	COB 890		EL ON-OFF 220V/AC Power Supply	F Adjustable Beam Angle 15°-60°	27 2700K	<b>BK</b> Black
						30 3000K	<b>BZ</b> Bronze
						40 4000K	


Example: AEP2SI-15ELF30BK

Spot Luminaires

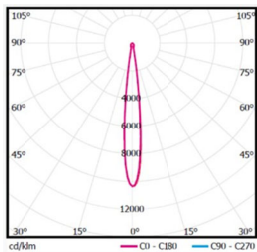
PROJECT:

TYPE:

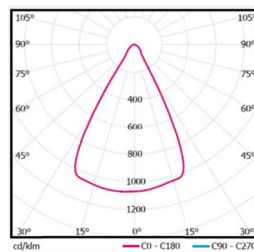
**Accessory**

ITEM	Abbreviate	PIC	Code
Stainless Steel plate with Spike	SPK		AEP1SL-SPK-BK

**LIGHT DISTRIBUTION@3000K LUMINAIRE DATA**



**MODEL:** AEP2SI-15ELF30BK  
**BEAM ANGLE:** 15°  
**POWER:** 13.5W  
**LUMENS:** 510 lm  
**CBCP:** /  
**EFFICACY:** 39.2 lm /W



**MODEL:** AEP2SI-15EL-F30BK  
**BEAM ANGLE:** 60°  
**POWER:** 13.5W  
**LUMENS:** 895 lm  
**CBCP:** /  
**EFFICACY:** 68.7 lm /W

Spot Luminaires

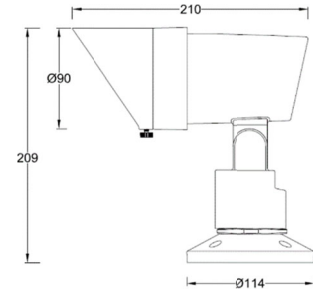
PROJECT:

TYPE:

**Product Image**



**Line Drawing**



**Product Description**

PANTHER Accent series floodlights are professional LED floodlights designed by WAC for high-end outdoor landscape lighting places. They have a perfect and simple appearance with WAC patented design, utilizing effective heat dissipation to extend the lifespan of LED lamps. The low-key contour design and high-performance optical performance highlight the environment more, with beam angle adjustment and brightness adjustment functions. The installation structure can also be precisely adjusted vertically and horizontally for rotation, allowing individual lamps to adapt to different application scenarios.

**Product Features**

- Body Material: Aluminum alloy die-casting
- Optical System: Lens
- Finish: Static electricity powder coating
- Adjustable Angle: Vertical+90°/-30°, horizontal 0-360°
- Accessories: Ground insertion
- Certification: CCC
- IP Rating: IP65
- Insulation Level: Class I
- Operating Temperature: -20°C~50°C

**Product Specifications**

- LED Type: COB
- LED Power: 25W (Max)
- Source Lm: 2700K 2950LM; 3000K 3000LM 4000K 3200LM;
- LED Lifetime: >50000h-L70 /B10-Ta25°C(LM-80/TM-21)
- CCT/CRI: 2700K/ RR85/3000K Ra85/4000K, Ra85
- SDCM: 3 SDCM
- Input: 220V/AC 50/60Hz
- Dimming: On-off
- Net Weight: 1.8Kg without packing

**Order Model**

Model	Power (W)	LEDs (quantity)	Max Lumens (lm)	Control Systems	Beam	CCT	Finish
AEP2MI-33	33W (Max)	COB	2089	EL ON-OFF 220V/AC Power Supply	F Adjustable Beam Angle 15°-60°	27 2700K	BK Black
						30 3000K	BZ Bronze
						40 4000K	


Example: AEP2MI-33ELF30BK

Spot Luminaires

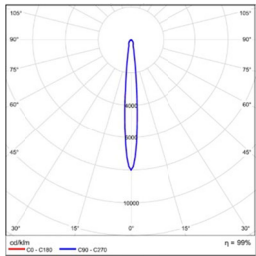
PROJECT:

TYPE:

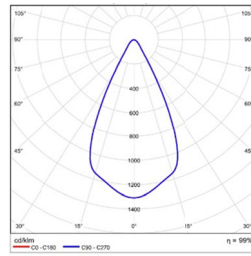
**Accessory**

ITEM	Abbreviate	PIC	Code
Stainless Steel plate with Spike	SPK		AEP1SL-SPK-BK

**LIGHT DISTRIBUTION@3000K LUMINAIRE DATA**



**MODEL:** AEP2MI-33EL-F30BK  
**BEAM ANGLE:** 15°  
**POWER:** 32.7W  
**LUMENS:** 1489.4 lm  
**CBCP:** /  
**EFFICACY:** 45.5 lm /W



**MODEL:** AEP2MI-33EL-F30BK  
**BEAM ANGLE:** 60°  
**POWER:** 32.7W  
**LUMENS:** 2089 lm  
**CBCP:** /  
**EFFICACY:** 68.9 lm /W